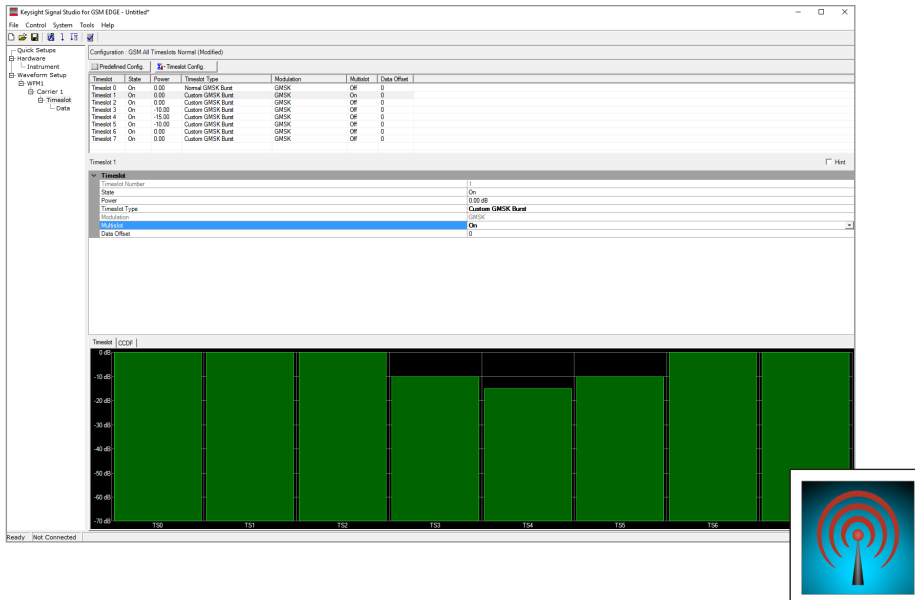


Keysight Technologies

Signal Studio for GSM/EDGE/Evo N7602C

Technical Overview



- Create Keysight validated and performance optimized GSM, EDGE and EDGE Evolution reference signals compliant with 3GPP Release 7
- Perform UE and BTS component testing with mixed-frame configuration containing GSM, EDGE and EDGE Evolution timeslots
- Perform UE and BTS receiver testing with transport-channel coding
- Accelerate the signal creation process with a user interface based on parameterized and graphical signal configuration and tree-style navigation

Simplify GSM EDGE and EDGE Evolution Signal Creation

Keysight Signal Studio software is a flexible suite of signal-creation tools that will reduce the time you spend on signal simulation. For GSM, EDGE and EDGE Evolution, Signal Studio's performance-optimized reference signals—validated by Keysight—enhance the characterization and verification of your devices. Through its application-specific user-interface you'll create standards-based and custom test signals for component, transmitter, and receiver test.

Component and transmitter test

Signal Studio's basic capabilities use waveform playback mode to create and customize waveform files needed to test components and transmitters. Its user friendly interface lets you configure signal parameters, calculate the resulting waveforms and download files for playback. The applications for these partially coded, statistically correct signals include:

- Parametric test of components, such as amplifiers and filters
- Performance characterization and verification of RF sub-systems

Receiver test

Signal Studio's advanced capabilities enable you to create fully channel-coded signals for receiver bit-error-rate (BER), block-error-rate (BLER), packet-error-rate (PER), or frame error rate (FER) analysis. Applications include:

- Performance verification and functional test of receivers, during RF/baseband integration and system verification
- Coding verification of baseband subsystems, including FPGAs, ASICs, and DSPs

More advanced capabilities operate in real-time mode, which is used to define the parameters of nonrepeating and dynamically changing signals needed for receiver testing. Its graphical interface provides a direct instrument connection for parameter transfer and closed-loop or interactive control during signal generation.

Apply your signals in real-world testing

Once you have setup your signals in Signal Studio, you can download them to a variety of Keysight instruments and software platforms. Signal Studio software complements these platforms by providing a cost-effective way to tailor them to your test needs in design, development and production test.

- Vector signal generators
 - X-Series: MXG and EXG
 - PSG
 - ESG
 - First-generation MXG
 - M9381A PXIe VSG
- M9420/21A PXIe VXT vector transceiver
- E6640A EXM wireless test set
- M8190/95A arbitrary waveform generator

Typical Measurements

Test components with basic capabilities:

- IMD/NPR
- ACLR
- CCDF
- EVM
- Modulation accuracy
- Code domain power
- Channel power
- Occupied bandwidth

Verify receivers with advanced capabilities:

- Sensitivity
- Maximum input level
- Selectivity
- Blocking
- Intermodulation
- Power control

Component and Transmitter Test



Figure 1. Typical component test configuration using Signal Studio's basic capabilities with a Keysight X-Series signal generator and an X-Series signal analyzer

Signal Studio for GSM/EDGE/Evo simplifies and accelerates the testing of standards-based scenarios with included pre-defined signal configurations including single slot, all slots, uniform, and mixed-burst waveforms for GSM, EDGE, and EDGE Evolution, including all modulation formats and symbol rates.

Basic N7602C Signal Studio functionality enables the creation of physical layer GSM, EDGE and EDGE Evolution signals, respectively, allowing engineers working on BTS and MS components to analyze and understand the power and modulation quality of their device under test.

Easily create and modify sophisticated waveforms for your specific test applications with the confidence that they will conform to the 3GPP standards. Use the flexibility of the software to quickly configure waveforms for fast deterministic testing of power amplifiers, filters, antennas, front-end modules, and other GSM/EDGE/Evo system components for mobile devices and base stations. Export encrypted waveform files that you can easily share with test engineers to ensure consistency in application.

For analyzing the power and modulation characteristics under multiple test conditions, N7602C enables:

- Creation of spectrally correct signals for ORFS, power, and spurious testing
- Settable parameters such as channel power and data channel modulation type (GMSK, 8-PSK, QPSK, 16QAM, 32QAM), including normal and high symbol rates for modulation verification and analysis such as EVM testing
- Multi-carrier signal generation for up to 25 carriers, with adjustable data bit offset for low cross-carrier correlation
- View CCDF, spectrum and time domain graphs to gain insight into the effects of power ramps, modulation formats, power changes, clipping, and other effects on device performance
- Timeslot view for rapid verification of varying power-level slots within a frame

Receiver Test

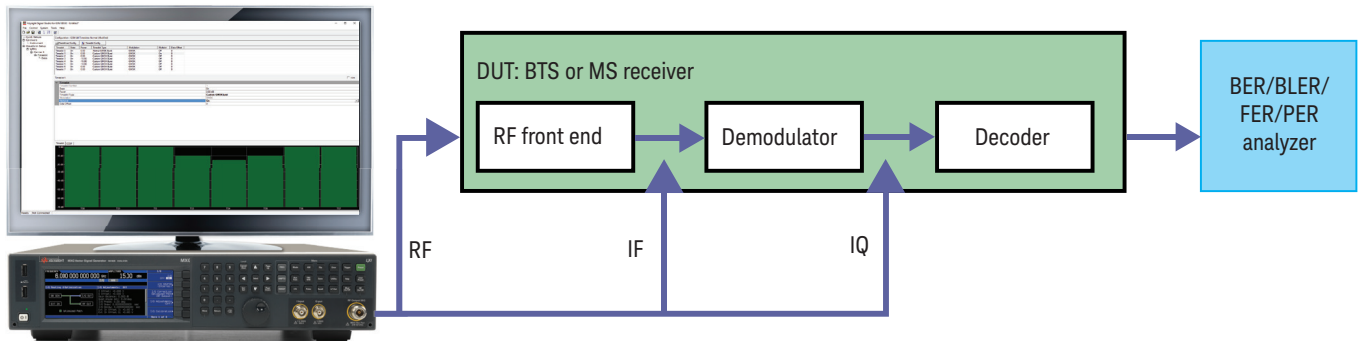


Figure 2. Generate fully channel-coded signals to evaluate the BER, BLER, PER, or FER of your receiver with Keysight X-Series signal generators and Signal Studio's advanced capabilities

N7602C accelerates and simplifies receiver conformance testing by generating uplink and downlink signals, including transport-channel coding, GSM, EDGE, and EDGE Evolution signals. Long multi-frame waveforms can be configured for receiver BER testing. The software's pre-defined configurations include:

- Advanced GSM/EDGE/EGPRS2-A
- Advanced half rate GSM/EDGE/EGPRS2-A
- Advanced EGPRS2-B
- Control channels

EDGE Evolution (or EGPRS2) introduces new functionality and new features, including higher order modulation and higher symbol rate bursts. New modulation formats include QPSK, 16QAM, and 32QAM. A new symbol rate format, HSR, is added with a symbol rate of 325 ksp/s.

BTS testing is enabled through easy configuration of coded channel types such as TCH/FS, CS1, CS4, MCS1, 5-9 (uplink), MCS1, 4-9 (downlink), TCH/F (9.6k, 4.8k), TCH/WFS (12.65k, 8.85k, 6.60k), TCH/AFS (12.2k, 10.2k, 7.95k, 7.4k, 6.7k, 5.9k, 5.15k, 4.75k), FACCH/F, TCH/HS, and UAS-11, UBS-6, 8, 11.

Multi-frame generation, with configuration of 51 or 52 multiframe, enables receiver BER testing with continuous PN9 sequence data. Testing for MS factory test mode is enabled by creating signals with BCH content. This includes control channels with FCCH, SCH, BCH, CCCH or with FCCH, SCH, BCCH, CCCH, SDCCH, SACCH. Carrier configurations such as control channel bursts with dummy and GSM/EDGE bursts are available as pre-defined configurations and also allow the user the flexibility to configure the signal structure according to test needs.

Features Summary

Signal Studio	Component & transmitter testing		Receiver testing	
	Basic waveform playback mode		Advanced waveform playback mode	Advanced real-time mode
	GSM/EDGE	EDGE Evolution		
GSM/EDGE support	•	•	•	•
EDGE Evo support		•	•	
Transport channel coding for BER and BLER testing			•	•
Calibrated AWGN (requires instrument option)	•	•	•	•
Extended waveform/signal length			•	•
CCDF, spectrum, and time domain graphics	•	•	•	
Timeslot graph	•	•	•	•
Multi-carrier timing, phase offsets, and clipping	•	•	•	
25-carrier support	•	•	•	
Mixed mode GSM/EDGE timeslot support	•	•	•	•
Mixed mode GSM/EDGE/EGPRS2 timeslot support		•	•	
SACCH frame with coded TCH			•	
BCH control channel support			•	•
Choice of pre-defined carriers with BCH, TCH, and/or packet traffic			•	•
51 multiframe support for BCH content synchronization			•	•
Adjustable timing advance command bits			•	•
Adjustable power level control bits			•	•
13, 26, and 52 multiframe structure waveforms for BER testing			•	•
Alternate Amplitude	•	•	•	•
TCH/FS, TCH/HS, CS1, CS4, MCS1/5/9(UL and DL), E-TCH/F43.2k			•	•
MCS 6-8 support (UL and DL), MCS4 DL, TCH/F (9.6k, 4.8k), TCH/WFS (12.65k, 8.85k, 6.60k), TCH/AFS (12.2k, 10.2k, 7.95k, 7.4k, 6.7k, 5.9k, 5.15k 4.75k), FACCH/F			•	
UAS-11 and UBS-6/8/11 support			•	

Supported Standards and Test Configurations

Standard	Version	Date
Control channels		
3GPP TS24.008	V6.15.0	2006-12
3GPP TS44.004	V6.1.0	2005-11
3GPP TS44.018	V6.17.0	2006-05
3GPP TS44.060	V6.18.0	2006-07
3GPP TS45.001	V7.7.0	2008-02
3GPP TS45.002	V9.3.0	2010-04
3GPP TS45.003	V9.0.0	2009-12
3GPP TS45.004	V7.2.0	2008-02
3GPP TS45.010	V8.5.0	2009-12
EDGE Evolution		
3GPP TS 45.001	V7.7.0	2008-02
3GPP TS 45.002	V7.6.0	2007-11
3GPP TS 45.003	V7.4.0	2008-02
3GPP TS 45.004	V7.2.0	2008-02
3GPP TS 45.010	V7.4.0	2008-02

Performance Characteristics

Definitions

Specification (spec):

Represents warranted performance of a calibrated instrument that has been stored for a minimum of 2 hours within the operating temperature range of 0 to 55 °C, unless otherwise stated, and after a 45 minute warm-up period. The specifications include measurement uncertainty. Data represented in this document are specifications unless otherwise noted.

Typical (typ):

Represents characteristic performance, which 80% of the instruments manufactured will meet. This data is not warranted, does not include measurement uncertainty, and is valid only at room temperature (approximately 25 °C).

Measured (meas):

An attribute measured during the design phase for purposes of communicating expected performance, such as amplitude drift vs. time. This data is not warranted and is measured at room temperature (approximately 25 °C).

The following performance characteristics apply to the instruments indicated in the respective tables. For performance characteristics of other instruments, refer to the respective product data sheet.

N5172B EXG and N5182B MXG X-Series vector signal generators

GSM/EDGE Output RF spectrum (ORFS) ¹ (Playback mode), typical			GSM		EDGE	
Configuration	Frequency ²	Offset	Standard	Option UNV	Standard	Option UNV
1 normal timeslot, burst	800 to 900 MHz	200 kHz	-34 dBc	-36 dBc	-37 dBc	-38 dBc
		400 kHz	-69 dBc	-70 dBc	-69 dBc	-70 dBc
	1800 to 1900 MHz	600 kHz	-81 dBc	-82 dBc	-80 dBc	-81 dBc
		800 kHz	-82 dBc	-83 dBc	-82 dBc	-83 dBc
		1200 kHz	-84 dBc	-85 dBc	-83 dBc	-84 dBc

1. Amplitude ≤ 7 dBm.

2. Performance evaluated at bottom, middle and top of bands shown.

N5172B EXG and N5182B MXG-X-Series vector signal generators

EVM performance (Playback mode)				
Format	GSM		EDGE	
Modulation type	GMSK (burst)		3pi/8 8PSK (burst)	
Modulation rate	270.833 kbps		70.833 kbps	
Channel configuration	1 timeslot		1 timeslot	
Frequency	800 to 900 MHz 1800 to 1900 MHz		800 to 900 MHz 1800 to 1900 MHz	
EVM power level	≤ 7 dBm		≤ 7 dBm	
EVM power level with Option 1EA	≤ 13 dBm		≤ 13 dBm	
EVM/Global Phase Error	Spec	Type	Spec	Type
	RMS 0.8°	0.2°	1.2%	0.75%
	Peak 1.5°	0.6°		

M9381A vector signal generator

GSM/EDGE/Evo Output RF Spectrum (ORFS) with M9381A ¹ , typical						
Configuration	Frequency	Offset	RBW	GSM (dBc)	EDGE (dBc)	EGPRS2 (dBc)
1 normal timeslot burst or continuous	450 to 950 MHz 1700 to 1950 MHz	200 kHz	30 kHz	-36.3	-38.4	-38.4
		400 kHz	30 kHz	-64.5	-64.5	-64.6
		600 kHz	30 kHz	-82.4	-80.3	-78.0
		800 kHz	30 kHz	-83.7	-81.5	-79.1
		1200 kHz	30 kHz	-84.8	-84.0	-82.4
		1800 kHz	100 kHz	-80.0	-79.7	-78.2

1. Amplitude ≤ 10 dBm.

M9381A vector signal generator

EVM performance (Playback mode)		
Format	GSM	EDGE
Modulation type	GMSK (burst)	3p/8 8PSK (burst)
Modulation rate	270.833 ksps	270.833 ksps
Channel configuration	1 timeslot	1 timeslot
Frequency	450 to 950 MHz	450 to 950 MHz
	1700 to 1950 MHz	1700 to 1950 MHz
EVM power level	≤ 10 dBm	≤ 10 dBm
Global phase error	0.2° RMS	N/A
	0.6° Peak	N/A
EVM	N/A	0.3% RMS

M9420A vector transceiver

GSM/EDGE Output RF spectrum (ORFS) (Playback mode), nominal			GSM			EDGE		
Configuration	Frequency	Offset	RF output/ Half duplex (0 dBm)	Full duplex (-10 dBm)	Full duplex (-15 dBm)	RF output/ Half duplex (0 dBm)	Full duplex (-10 dBm)	Full duplex (-15 dBm)
1 normal timeslot, burst	380 to 490 MHz 695 to 960 MHz 1425 to 2700 MHz	200 kHz	-35 dBc	-35 dBc	-35 dBc	-36 dBc	-36 dBc	-36 dBc
		400 kHz	-68 dBc	-68 dBc	-68 dBc	-68 dBc	-68 dBc	-68 dBc
		600 kHz	-76 dBc	-76 dBc	-76 dBc	-76 dBc	-76 dBc	-75 dBc
		1200 kHz	-81 dBc	-81 dBc	-77 dBc	-81 dBc	-81 dBc	-77 dBc
		1800 kHz	-77 dBc	-77 dBc	-73 dBc	-76 dBc	-76 dBc	-72 dBc

EVM performance (Playback mode)					
Format	GSM			EDGE	
Modulation type	GMSK (burst)			3pi/8 8PSK (burst)	
Modulation rate	270.833 ksps			70.833 ksps	
Channel configuration	1 timeslot			1 timeslot	
Frequency	380 to 490 MHz 695 to 960 MHz 1425 to 2700 MHz			380 to 490 MHz 695 to 960 MHz 1425 to 2700 MHz	
EVM power level	RF output port: +15 dBm Half duplex port: 0 dBm Full duplex port: -15 dBm			RF output port: +15 dBm Half duplex port: 0 dBm Full duplex port: -15 dBm	
EVM (nom)	RMS	0.3°		RMS	1%
	Peak	2.0°		Peak	-

Ordering Information

Software licensing and configuration

Signal Studio offers flexible licensing options, including:

- **Node-locked:** Allows you to use the license on one specified instrument/computer.
- **Transportable:** Allows you to use the license on one instrument/computer at a time. This license may be transferred to another instrument/computer using Keysight's online tool.
- **Floating:** Allows you to access the license on networked instruments/computers from a server, one at a time. For concurrent access, multiple licenses may be purchased.
- **Time-based:** License is time limited to a defined period, such as 12-months.

N7602C Signal Studio for GSM/EDGE/Evo

Waveform playback licenses (N7602EMBC)

Software	Support Contract	Description
N7602EMBC-1FP	R-Y5B-001-A ²	Node-locked perpetual license
N7602EMBC-1FL	R-Y4B-001-L ¹	Node-locked 12-month license
N7602EMBC-1TP	R-Y5B-004-D ²	Transportable perpetual license
N7602EMBC-1TL	R-Y4B-004-L ¹	Transportable 12-month license

Software support subscription for perpetual licenses ³

Support Contract	Description
R-Y6B-001-L	12-months of support for node-locked licenses
R-Y6B-004-L	12-months of support for transportable licenses
R-Y6B-501	1-month of support for node-locked licenses (extension after 1 st year)
R-Y6B-504	1-month of support for transportable licenses (extension after 1 st year)

1. All time-based software licenses include a 12-month support contract.
2. Support contracts must be purchased for all perpetual licenses in the first year. All software upgrades and KeysightCare support are provided for software licenses with valid support contracts.
3. After the first year, support contracts for all perpetual licenses may be extended with annual and monthly support extensions.

Try Before You Buy!

Free 30-day trials of Signal Studio software provide unrestricted use of the features and functions, including signal generation, with your compatible platform. Redeem a trial license online at

www.keysight.com/find/SignalStudio_trial

Hardware configurations

To learn more about compatible hardware and required configurations, please visit: www.keysight.com/find/SignalStudio_platforms

PC requirements

A PC is required to run Signal Studio. www.keysight.com/find/SignalStudio_pc

Model numbers & options

To learn more about Signal Studio licensing, model numbers and options, please visit: www.keysight.com/find/signalstudio_model

Websites

www.keysight.com/find/SignalStudio

www.keysight.com/find/N7602C

Comprehensive Online Documentation

www.keysight.com/find/signalstudio_support

Signal Studio and Signal Creation Software

www.keysight.com/find/signalstudio_software

Literature

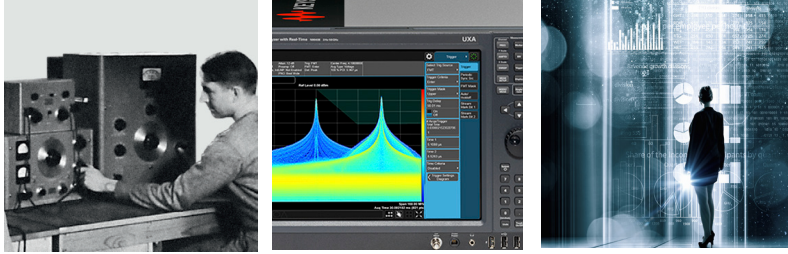
Signal Studio Software, Brochure, literature number **5989-6448EN**

Transition from 2G/3G to 3.9G/4G Base Station Receiver Conformance Test, Application Note, literature number **5991-0280EN**

Evolving Since 1939

Our unique combination of hardware, software, services, and people can help you reach your next breakthrough. We are unlocking the future of technology.

From Hewlett-Packard to Agilent to Keysight.



For more information on Keysight Technologies' products, applications or services, please contact your local Keysight office. The complete list is available at: www.keysight.com/find/contactus

Americas

Canada	(877) 894 4414
Brazil	55 11 3351 7010
Mexico	001 800 254 2440
United States	(800) 829 4444

Asia Pacific

Australia	1 800 629 485
China	800 810 0189
Hong Kong	800 938 693
India	1 800 11 2626
Japan	0120 (421) 345
Korea	080 769 0800
Malaysia	1 800 888 848
Singapore	1 800 375 8100
Taiwan	0800 047 866
Other AP Countries	(65) 6375 8100

Europe & Middle East

Austria	0800 001122
Belgium	0800 58580
Finland	0800 523252
France	0805 980333
Germany	0800 6270999
Ireland	1800 832700
Israel	1 809 343051
Italy	800 599100
Luxembourg	+32 800 58580
Netherlands	0800 0233200
Russia	8800 5009286
Spain	800 000154
Sweden	0200 882255
Switzerland	0800 805353
	Opt. 1 (DE)
	Opt. 2 (FR)
	Opt. 3 (IT)
United Kingdom	0800 0260637

For other unlisted countries: www.keysight.com/find/contactus (BP-9-7-17)

DEKRA Certified
ISO 9001 Quality Management System

www.keysight.com/go/quality
Keysight Technologies, Inc.
DEKRA Certified ISO 9001:2015
Quality Management System

This information is subject to change without notice.
© Keysight Technologies, 2013 - 2018
Published in USA, April 24, 2018
5992-2779EN
www.keysight.com

myKeysight

myKeysight

www.keysight.com/find/mykeysight

A personalized view into the information most relevant to you.

http://www.keysight.com/find/emt_product_registration

Register your products to get up-to-date product information and find warranty information.

KEYSIGHT SERVICES
Accelerate Technology Adoption.
Lower costs.

Keysight Services

www.keysight.com/find/service

Keysight Services can help from acquisition to renewal across your instrument's lifecycle. Our comprehensive service offerings—one-stop calibration, repair, asset management, technology refresh, consulting, training and more—helps you improve product quality and lower costs.

Keysight Assurance Plans

www.keysight.com/find/AssurancePlans

Up to ten years of protection and no budgetary surprises to ensure your instruments are operating to specification, so you can rely on accurate measurements.

Keysight Channel Partners

www.keysight.com/find/channelpartners

Get the best of both worlds: Keysight's measurement expertise and product breadth, combined with channel partner convenience.

www.keysight.com/find/n7602c

